

AOPA | Air Safety Institute
eFIRC Help:
**Turning off Web Browser
 Pop-up Blockers for IACRA**

Apple Safari

For Apple OS iPad

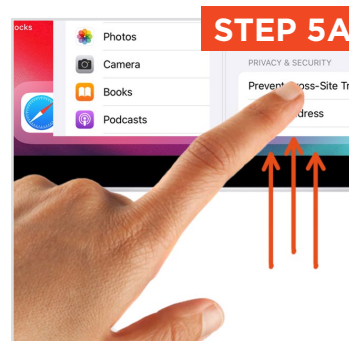
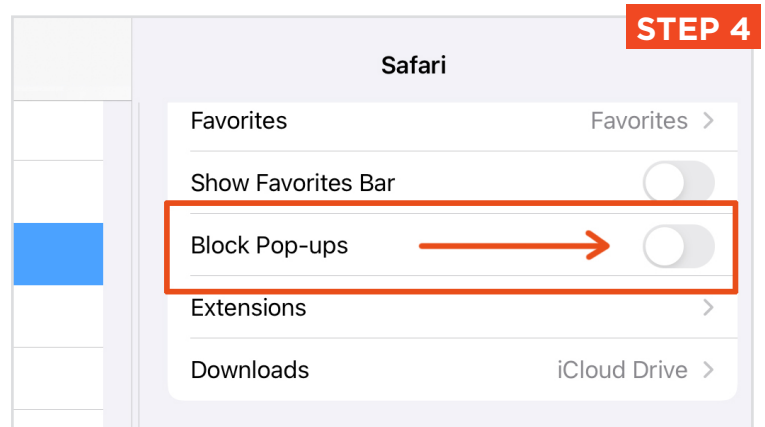
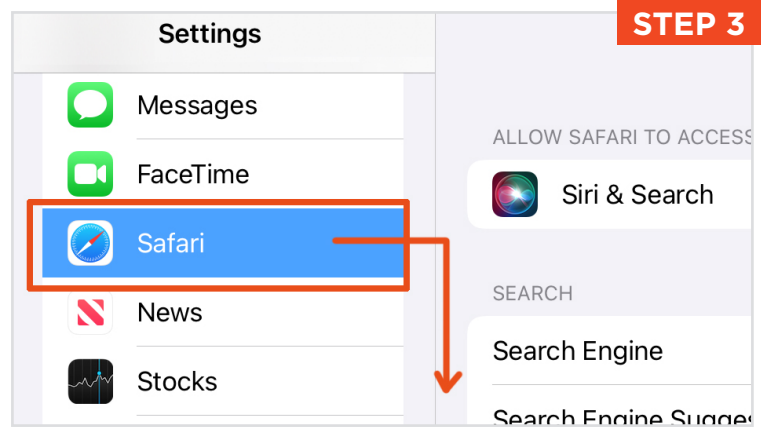
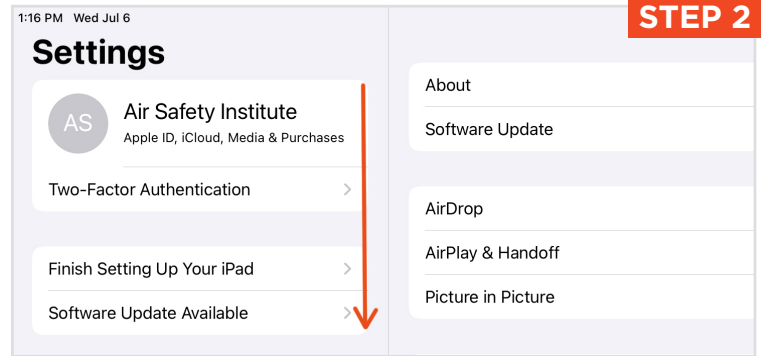
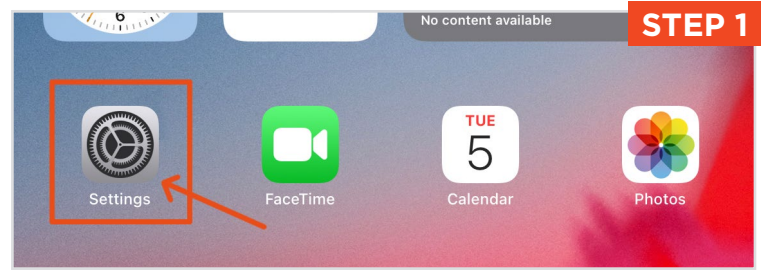
A *Pop-up Blocker* stops or limits pop-ups on sites that you visit in your web browser. On the IACRA website, the CFI renewal submission form has **several pop ups that are required to be reviewed/checked** to complete the process.

To make sure you do not miss any important steps in the online form submission. Turn off your browser's pop-up blocker **before** you begin the online renewal form process in IACRA.

TO TURN POP-UP BLOCKERS OFF:

1. **Open "Settings" app (gear icon)** on your iPad's home screen.
Note: You don't change any settings within the Safari browser itself.
2. Scroll down in the left menu and **select "Safari."**
3. **Scroll down to "Block Pop-ups"** in the right side of the Safari menu.
4. Click the **toggle button to grey** to turn off the Pop-up Blocker. (Grey=Pop-ups are allowed, Green=Pop-ups are blocked)
5. **Close the "Settings" app** by swiping up from bottom of the iPad (A) or on older iPad models (B), hit the physical round "Home" button, to return to the main screen
6. **Click the Safari browser** to open it.
7. **Visit IACRA.FAA.gov** and complete your renewal submission.
8. Repeat steps 1-4, **after you have completed your IACRA process** to turn your Pop-up Blocker back on. The toggle will be green when the Pop-up Blocker is activated.

Note: iPhones are not recommended for use with the IACRA site. As the site has not been optimized for mobile devices and content will be cut off and easily missed.



eFIRC Help:

Turning off Web Browser Pop-up Blockers for IACRA

Apple Safari

For the Mac (NOT the iPad)

A *Pop-up Blocker* stops or limits pop-ups on sites that you visit in your web browser. On the IACRA website, the CFI renewal submission form has **several pop ups that are required to be reviewed/checked** to complete the process.

To make sure you do not miss any important steps in the online form submission. Turn off your browser's pop-up blocker **before** you begin the online renewal form process in IACRA.

TO TURN POP-UP BLOCKERS OFF:

1. Open the Safari browser on your Mac laptop or desktop computer. *Note the instructions are different for Safari on the iPad.*
2. **Click the "Safari" menu** in the top left.
3. Scroll down and **select "Preferences."**
4. **Click the "Websites" tab** from panel menu.
5. On the left side of the panel, scroll down and **click "Pop-up Windows."** The Pop-ups menu item is often just below the visible listing items so you will need to scroll to see it.
6. In the lower right of the Pop-ups Windows panel, **click the "When visiting other websites" menu, and select "Allow."** This will allow the pop-ups to display.
7. **Visit [IACRA.FAA.gov](https://www.faa.gov)** and complete your renewal submission.
8. Repeat these steps, **after you have completed your IACRA process** to turn your Pop-up Blocker back on by selecting under "When visiting other websites" either;
 - Block and Notify: Pop-ups for the website are blocked, but you will be notified on screen that it was blocked with option to show the pop-up
 - Block: All pop-ups are blocked

